

ZE135□, 155□, 235□, 255□



Solid State Type Sensor Switch



Applicable cylinders

- Mini bit cylinders ● Jig cylinders C series ● Jig cylinders JC series ● Mini guide sliders ● Jig cylinders with guides
- Twin rod cylinders B series ● Rod sliders ● Multi sliders ● Z sliders ● WS ● WT ● ACY^{Note1} ● ACZ^{Note1} ● Flat rodless cylinders^{Note1} ● ORV^{Note1} ● ORS, MRS^{Note1} ● ORW, MRW^{Note1} ● NHC1 series ● Air Hands NHB ● Wide type Air Hands WHDP^{Note2}
- Flat type Air Hands ● RAG ● RAT ● DJ cylinders

Notes: 1. Only the horizontal lead wire type 2. Only the vertical lead wire type

Specifications

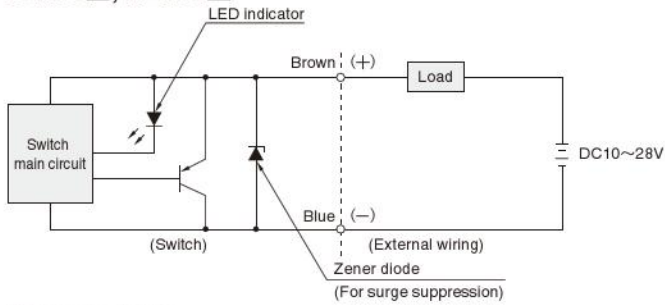
Item	Model	ZE135□	ZE155□	ZE235□	ZE255□
Wiring type		2-lead wire	3-lead wire	2-lead wire	3-lead wire
Lead wire direction		Horizontal		Vertical	
Power supply voltage		—	DC4.5~28V	—	DC4.5~28V
Load voltage		DC10~28V	DC4.5~28V	DC10~28V	DC4.5~28V
Load current		4~20mA at 25°C [77°F], and 10mA at 60°C [140°F]	50mA MAX.	4~20mA at 25°C [77°F], and 10mA at 60°C [140°F]	50mA MAX.
Consumption current		—	8mA MAX. (DC24V)	—	8mA MAX. (DC24V)
Internal voltage drop ^{Note 1}		4V MAX.	0.5V MAX. (10V or less at 20mA)	4V MAX.	0.5V MAX. (10V or less at 20mA)
Leakage current		0.7mA MAX. (DC24V, 25°C [77°F])	50µA MAX. (DC24V)	0.7mA MAX. (DC24V, 25°C [77°F])	50µA MAX. (DC24V)
Response time		1ms MAX.			
Insulation resistance		100MΩ MIN. (At DC500V Megger, between case and lead wire end)			
Dielectric strength		AC500V (50/60Hz) in 1 minute (Between case and lead wire end)			
Shock resistance ^{Note 2}		294.2m/s ² [30G] (Non-repeated shock)			
Vibration resistance ^{Note 2}		88.3m/s ² [9G] (Total amplitude 1.5mm [0.06in.], 10~55Hz)			
Environmental protection		IP67 (IEC standard), JIS C0920 (Water-proof type)			
Operation indicator		When ON: Red LED indicator lights up			
Lead wire ^{Note 3}		PCCV 0.2SQ X2-lead (Brown and blue) X ℓ	PCCV 0.15SQ X3-lead (Brown, blue, and black) X ℓ	PCCV 0.2SQ X2-lead (Brown and blue) X ℓ	PCCV 0.15SQ X3-lead (Brown, blue, and black) X ℓ
Ambient temperature		0~60°C [32~140°F]			
Storage temperature range		-10~70°C [14~158°F]			
Mass		15g [0.53oz.] (For lead wire length A: 1000mm), 35g [1.23oz.] (For lead wire length B: 3000mm)			

Notes: 1. The internal voltage drop depends on load current.
 2. Measured by Koganei test standard.
 3. Lead wire length ℓ : A; 1000mm [39in.], B; 3000m [118in.]

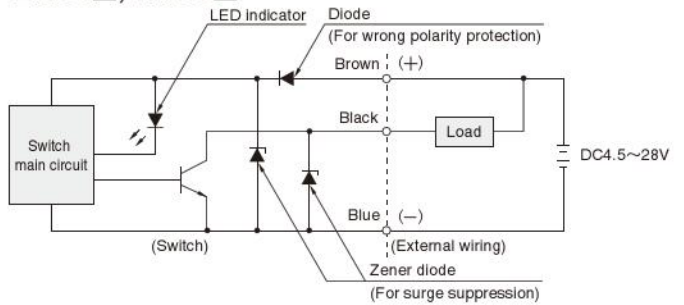
※ This product is not resistant to lightning surge of the EMC standard (EN61000-6-2 · EN60947-5-2).
 Prepare protection measures for lightning surge in the system.

Internal Circuit

ZE135□, ZE235□

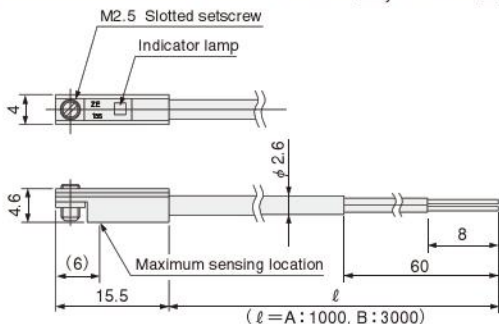


ZE155□, ZE255□



Dimensions (mm)

● Horizontal lead wire ZE135□, ZE155□



● Vertical lead wire ZE235□, ZE255□

