

EXHAUST FILTERS

Rc1/4~Rc1

- Eliminate oil from exhaust air, and also reduce noise.
- Create a clean and quiet environment.

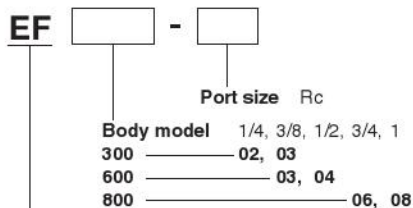
Symbol



Specifications

Item	Model	EF300	EF600	EF800
Port size	Rc	1/4, 3/8	3/8, 1/2	3/4, 1
Maximum processed flow rate ℓ/min [ft ³ /min.] (ANR)		300 [10.6]	1000 [35.3]	3000 [106]
Oil mist recovery rate	%	99.9 or more		
Filtration rating	μm	0.3		
Mass	kg [lb.]	0.22 [0.49]	0.39 [0.86]	0.55 [1.21]
Attachments	Bracket	Standard attachments		

Order Codes

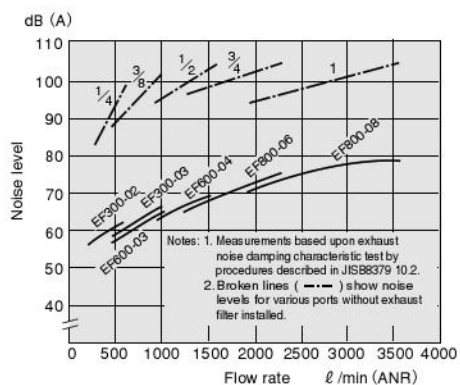


Exhaust filter

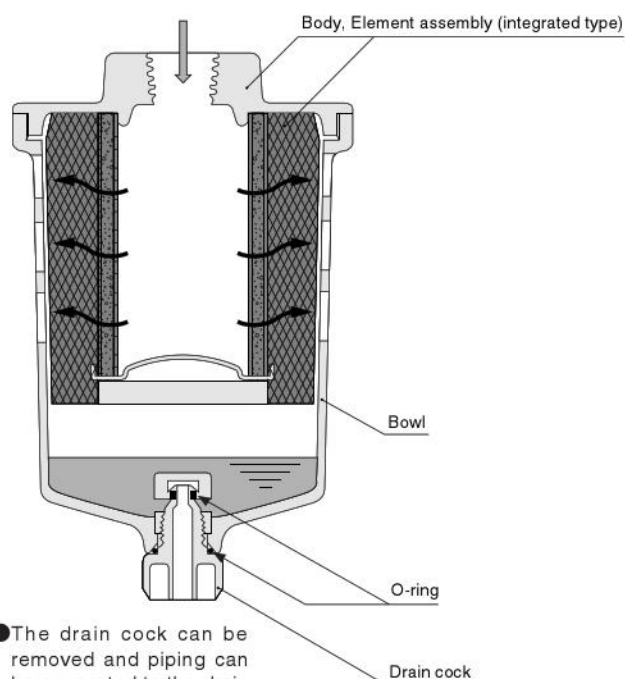
● Order codes for bracket only

For EF300 **8-30C**
 For EF600 **8-60C**
 For EF800 **8-80C**

Noise Suppressing Effect

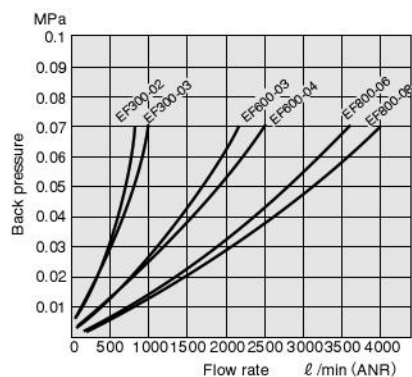


Inner Construction and Major Parts



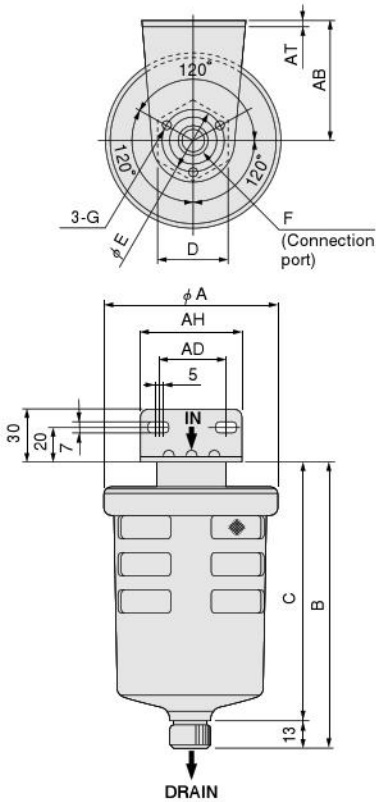
- The drain cock can be removed and piping can be connected to the drain port. Use the R1/4 fitting in that case.

Flow Rate Characteristics



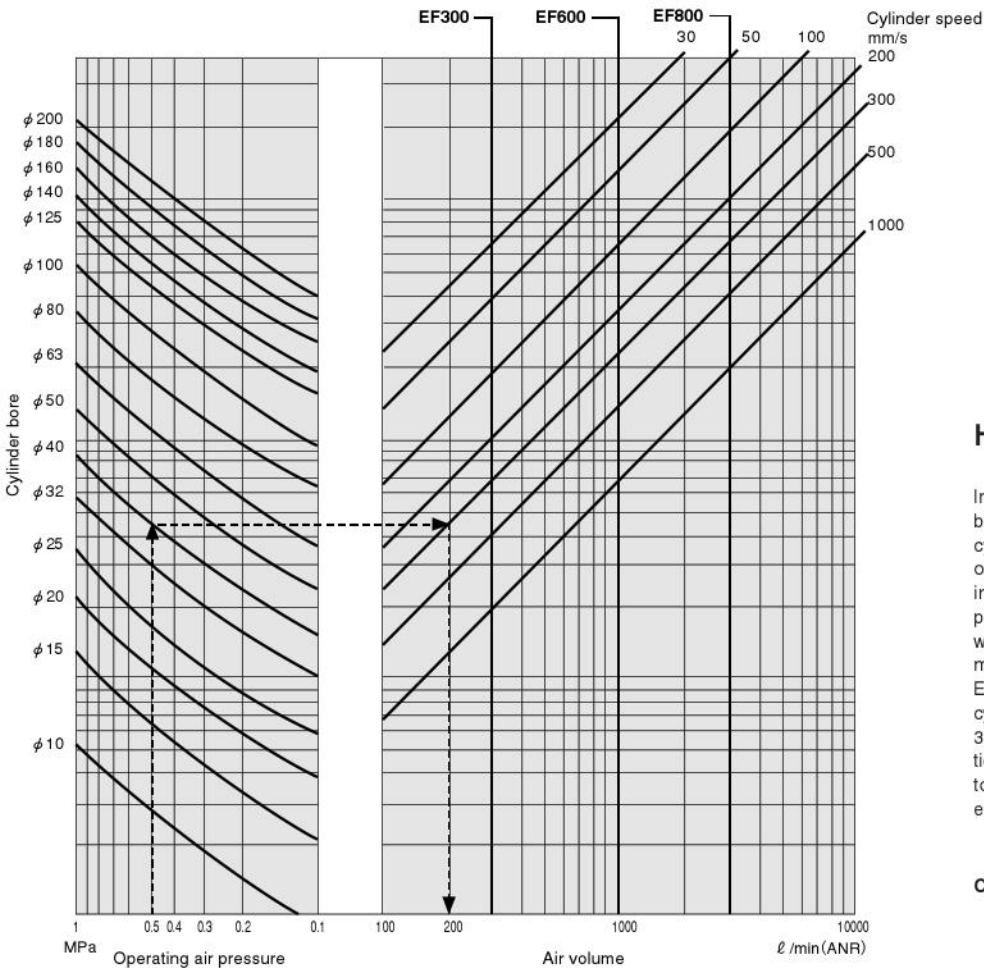
1MPa = 145psi. 1 ℓ/min = 0.0353ft³/min.

Dimensions (mm)



Model	Code	A	B	C	D	E	F	G	AB	AD	AH	AT
EF300-02		75	117	104	30	26	Rc1/4	M3×0.5	55	30	50	2.5
EF300-03							Rc3/8	Depth 7.5				
EF600-03		101	164	151	41	38	Rc3/8	M4×0.7	70	40	60	3.2
EF600-04							Rc1/2	Depth 10				
EF800-06		116	194	181	50	46	Rc3/4	M4×0.7	80	50	70	3.2
EF800-08							Rc1	Depth 10				

Selection Reference Graph



1 MPa = 145psi.
 1 ℓ /min = 0.0353ft³/min.
 100mm/s = 0.328ft./sec.

How to read the graph

In the graph on the left, find the intersection between the operating air pressure and the cylinder bore, and then move horizontally over to the graph on the right to find the intersection with cylinder speed. Use this point to select the exhaust filter model type, where the point should be on the left of the model line.

Example shows, for air pressure of 0.5MPa, cylinder bore of φ 40, and cylinder speed of 300mm/s. With multiple cylinders applications, select a model type that ensures that total air volume is less than the maximum exhaust filter's processing capability.

Caution: Air volume in the graph on the right includes a slight margin beyond the air volume of the cylinder by adding the air volume of the piping.