

# Koganei Clean System products provide complete support for the maintenance of a clean environment inside the cleanroom.

Koganei Clean System products meet the needs of the ultra-clean production environment. In everything from actuators and valves to air preparation and auxiliary equipment, anti-corrosion materials processing and other Koganei-developed design concepts serve to prevent particle contamination within the cleanroom. These perfectly designed mechanisms, which resolve even the slightest leaks to the outside during operations, have already won a high level of reliability.

## Koganei Cleanliness

There is currently no standard in JIS or elsewhere for methods of evaluating cleanliness for pneumatic equipment in the cleanroom specifications. Therefore, to measure the effects of cleanroom contamination by pneumatic equipment, Koganei has decided to use “number of particles generated per 10 operations,” rather than particle density. Koganei has also developed classifications for application classes in cleanroom, based on JIS and other upper limit density tables, and on the company’s own experience.



- Remarks:
1. In the above table, product performance in terms of the number of particles generated per 10 operations is expressed as the upper limit of particles corresponding to the equivalent JIS or ISO class.
  2. In the above table, values in the JIS, ISO, and FED-STD upper limit density tables are calculated as upper density per liter.
  3. The classes shown are clean levels as classified in JIS and ISO.

From the above definitions, the Koganei clean level classes can be viewed as the level of average contamination per liter of surrounding air over a period of 10 operations in cleanroom. Air ventilation in cleanrooms is usually faster than 1 cycle per minute, and clean volumetric capacity is usually larger than 1 liter, which should provide a sufficient safety margin in practice.

Caution: The above conclusions are based on an ideal situation in which air ventilation is being implemented. For specific cases where air ventilation is not ensured, caution is needed since the clean classes cannot be maintained.

**The clean system diagrams shown here are for Class 5 equivalent products. For Class 4 or Class 3 equivalent products, consult us.**

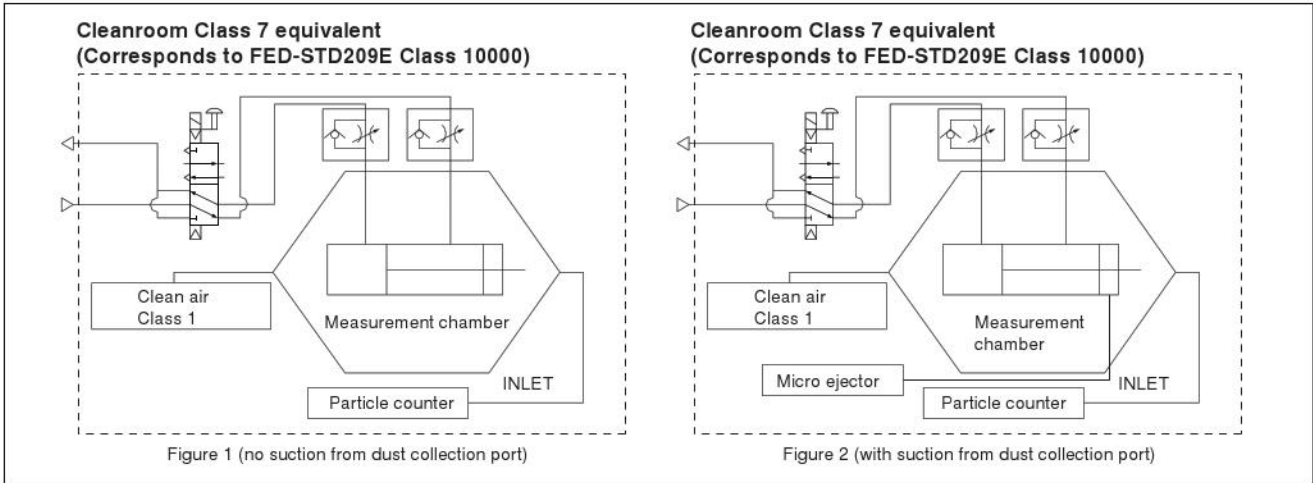
# Evaluations of Cleanliness

Koganei has therefore specified its in-house measurement methods, to conduct evaluations on the cleanroom rating.

The number of particles of the Air Cylinder Cleanroom Specification is measured as shown in the method below.

## 1. Measurement conditions

1-1 Test circuit: Figure 1 (no suction), Figure 2 (with suction)



1-2 Operating conditions of tested cylinder

- Operating frequency: 1Hz
- Average speed: 500mm/s [20in./sec.]
- Applied pressure: 0.5MPa [73psi.]
- Suction condition: Microejector ME05, Primary side: 0.5MPa [73psi.] applied, Tube:  $\phi 6$  [0.236in.]
- Mounting direction: Vertical
- Chamber volume: 8.3  $\ell$  [0.293ft<sup>3</sup>]

## 2. Particle counter

- Manufacturer/model: RION/KM20
- Suction flow rate: 28.3  $\ell$  /min [1ft<sup>3</sup>/min.]
- Particle diameter: 0.1  $\mu\text{m}$ , 0.2  $\mu\text{m}$ , 0.3  $\mu\text{m}$ , 0.5  $\mu\text{m}$ , 0.7  $\mu\text{m}$ , 1.0  $\mu\text{m}$

## 3. Measurement method

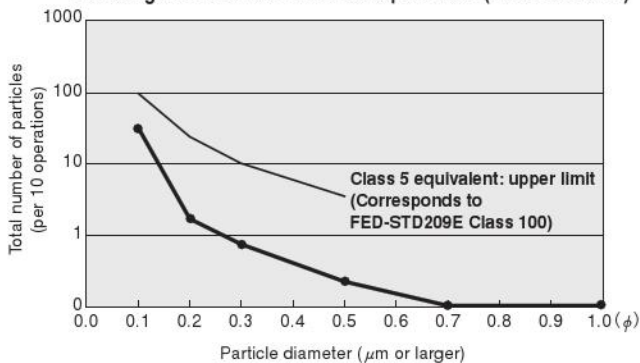
- 3-1 Confirmation of number of particles in the measurement system  
 Under the conditions in the above 1 and 2, using a particle counter to measure the sample for 9 minutes without operating the measurement sample, and confirmed the measured number of particle is 1 piece or less.
- 3-2 Measurement under operation  
 Under the conditions in the above 1 and 2, operating the measurement sample for 36 minutes, and measured the total values in the latter half of 18 minutes test.
- 3-3 Reconfirmation  
 Performed the measurement in 3-1 again, to reconfirm the number of particles in the measurement system.

## 4. Measurement results

### ● Cleanroom specification

Jig Cylinder (no suction from dust collection port)

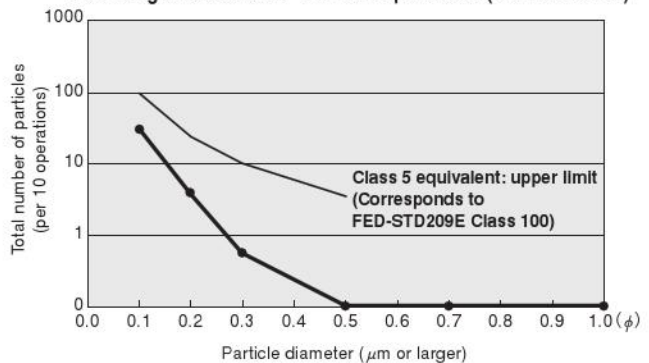
Particle generation over 1 million operations (CS-CDA16 $\times$ 30)



### ● Cleanroom specification

Slim Cylinder (with suction from dust collection port)

Particle generation over 1 million operations (CS-DA20 $\times$ 100)

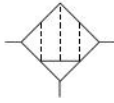


For "safety precautions" listed in the Clean System Product Drawings, see the materials below.

- For actuators, see "Safety Precautions" on p. 45 of the Actuators General Catalog .
- For valves, see "Safety Precautions" on p. 31 of the Valves General Catalog.
- For air treatment and auxiliary equipment, see "Safety Precautions" on p.31 of the General Catalog of Air Treatment, Auxiliary, Vacuum.



### Symbol

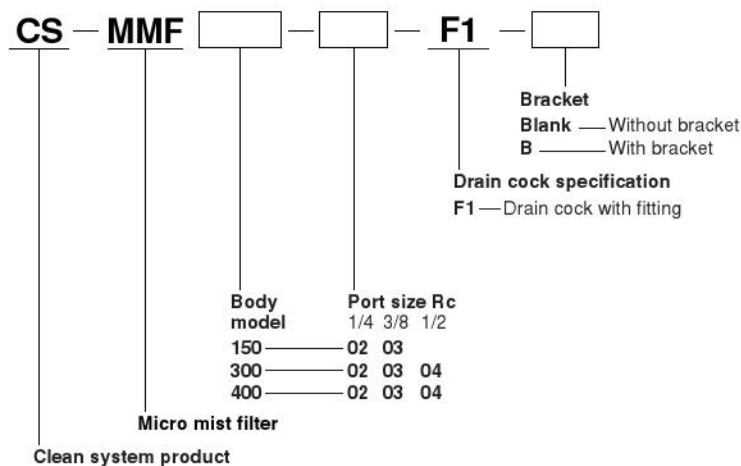


### Specifications

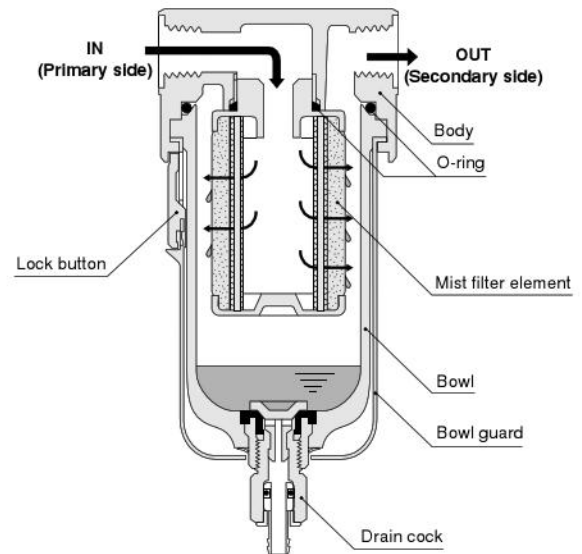
Item	Model	CS-MMF150 <sup>Note 1</sup>	CS-MMF300 <sup>Note 1</sup>	CS-MMF400 <sup>Note 1</sup>
Media		Air		
Port size	Rc	1/4, 3/8	1/4, 3/8, 1/2	1/4, 3/8, 1/2
Filtering particle diameter	μm	0.01		
Filtering efficiency	%	99.9999		
Volume of processed air <sup>Note 2</sup>	ℓ/min [ft <sup>3</sup> /min.] (ANR)	150 [5.3]	300 [10.6]	750 [26.5]
Maximum operating pressure	MPa [psi.]	0.93 [135]		
Proof pressure	MPa [psi.]	1.47 [213]		
Operating temperature range (atmosphere and media)	°C [°F]	5~60 [41~140]		
Drain capacity	cc [in. <sup>3</sup> ]	35 [2.14]	65 [3.97]	90 [5.49]
Mass	kg [lb.]	Standard	0.41 [0.90]	0.45 [0.99]
			0.78 [1.72]	
Materials	Body	Zinc die-casting	Aluminum die-casting	
	Bowl	Polycarbonate		
	Element type	E-15MM	E-30MM	E-40MM
Standard attachments	Screw type drain cock with fitting, bowl guard			

Notes: 1. The body size of the CS-MMF150 is the same as that of the 300 series, while the body size of the CS-MMF300 and the CSMMF400 is the same as that of the 600 series.  
2. Values when air pressure is 0.7MPa [102psi.].

### Order Codes

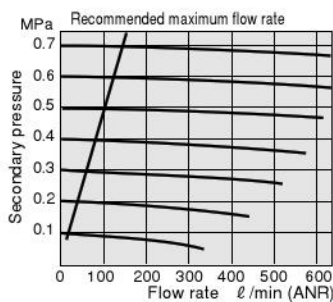


### Inner Construction and Major parts

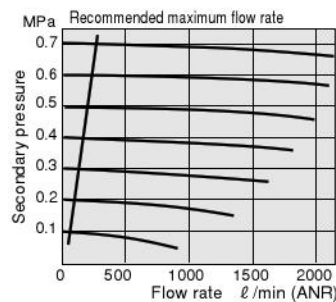


### Flow Rate Characteristics

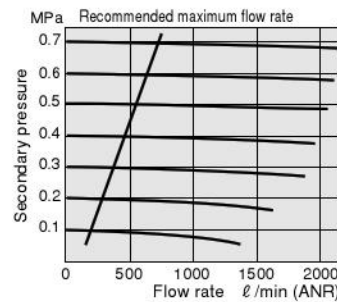
#### ● CS-MMF150



#### ● CS-MMF300



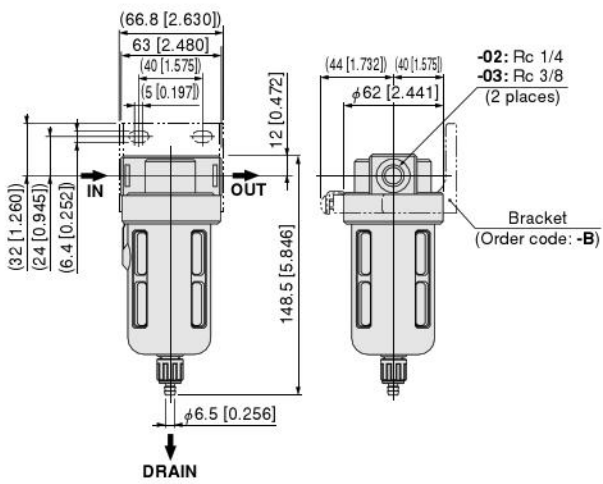
#### ● CS-MMF400



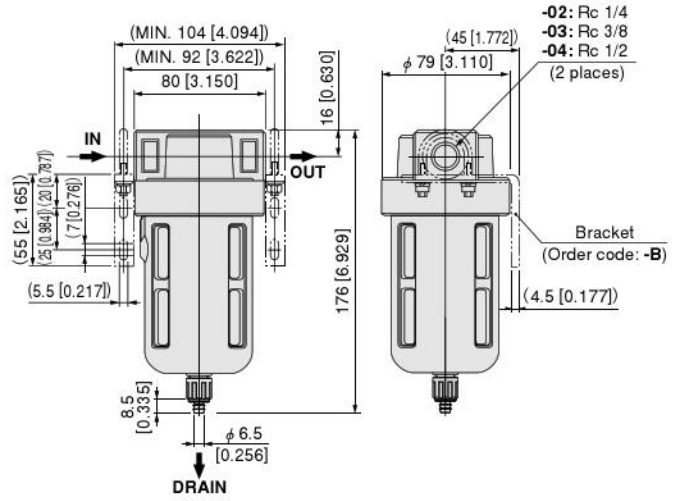
1MPa = 145psi., 1 ℓ/min = 0.0353ft.<sup>3</sup>/min.

**Dimensions** mm [in.]

● **CS-MMF150**



● **CS-MMF300**



● **CS-MMF400**

